

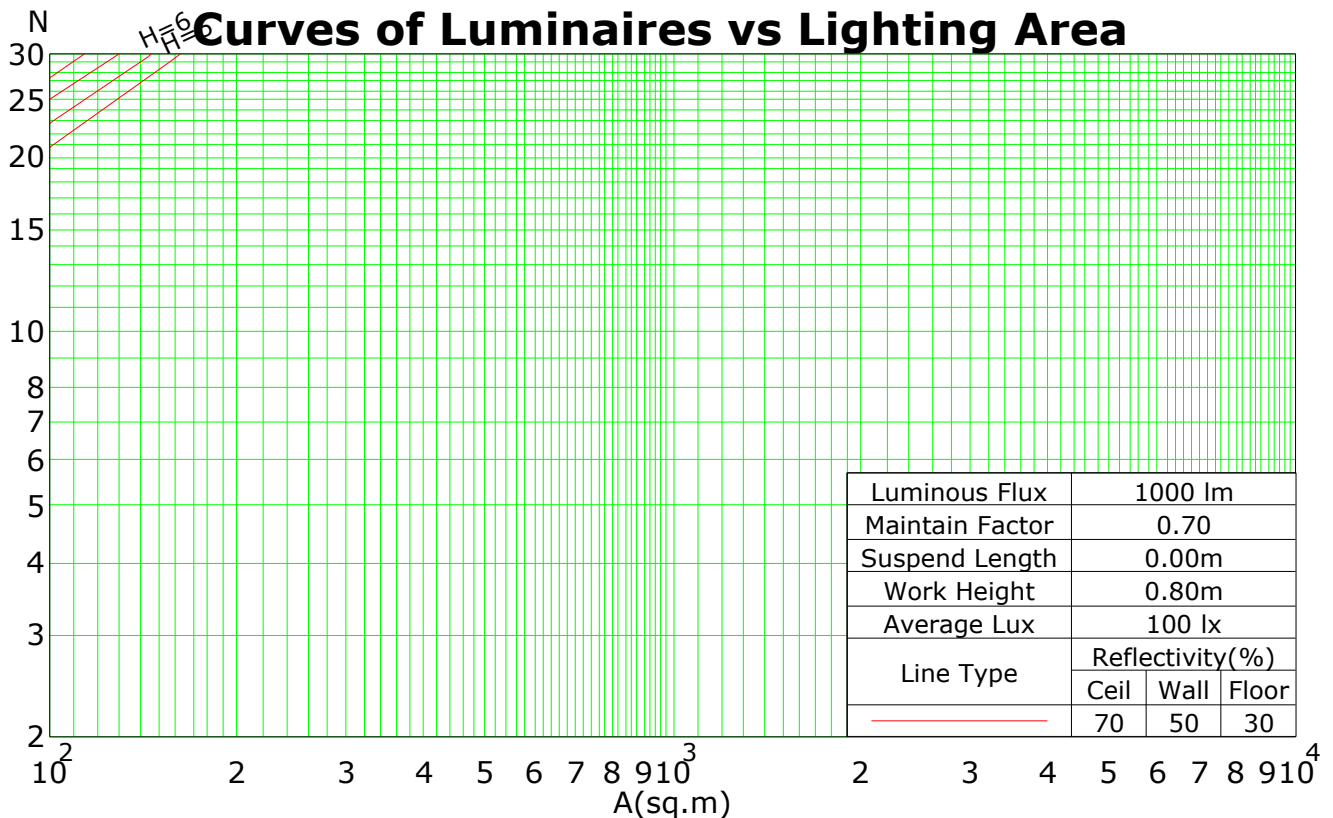
Coefficients Of Utilization - Zonal Cavity Method

RC	0.8	0.8	0.8	0.8	0.7	0.7	0.7	0.7	0.5	0.5	0.5	0.3	0.3	0.3	0.1	0.1	0.1	0
RW	0.7	0.5	0.3	0.1	0.7	0.5	0.3	0.1	0.5	0.3	0.1	0.5	0.3	0.1	0.5	0.3	0.1	0
RCR	RF = 0.2																	
0	1.19	1.19	1.19	1.19	1.16	1.16	1.16	1.16	1.11	1.11	1.11	1.06	1.06	1.06	1.01	1.01	1.01	0.99
1	1.10	1.06	1.02	0.99	1.07	1.03	1.00	0.97	0.99	0.96	0.94	0.95	0.93	0.91	0.91	0.90	0.88	0.86
2	1.01	0.94	0.88	0.83	0.99	0.92	0.86	0.82	0.88	0.84	0.80	0.85	0.81	0.78	0.82	0.79	0.76	0.74
3	0.93	0.84	0.76	0.71	0.91	0.82	0.75	0.70	0.79	0.73	0.69	0.76	0.71	0.67	0.74	0.70	0.66	0.64
4	0.86	0.75	0.67	0.61	0.84	0.74	0.66	0.61	0.71	0.65	0.60	0.69	0.63	0.59	0.67	0.62	0.58	0.56
5	0.80	0.68	0.60	0.53	0.78	0.67	0.59	0.53	0.65	0.58	0.53	0.63	0.57	0.52	0.61	0.56	0.51	0.49
6	0.74	0.62	0.53	0.47	0.72	0.61	0.53	0.47	0.59	0.52	0.47	0.57	0.51	0.46	0.56	0.50	0.46	0.44
7	0.69	0.56	0.48	0.42	0.67	0.55	0.48	0.42	0.54	0.47	0.42	0.52	0.46	0.41	0.51	0.45	0.41	0.39
8	0.64	0.52	0.44	0.38	0.63	0.51	0.43	0.38	0.49	0.43	0.38	0.48	0.42	0.37	0.47	0.41	0.37	0.35
9	0.60	0.47	0.40	0.34	0.59	0.47	0.39	0.34	0.46	0.39	0.34	0.45	0.38	0.34	0.44	0.38	0.34	0.32
10	0.56	0.44	0.36	0.31	0.55	0.43	0.36	0.31	0.42	0.36	0.31	0.41	0.35	0.31	0.41	0.35	0.31	0.29

Spacing Criteria (0-180): 1.27

Spacing Criteria (90-270): 1.27

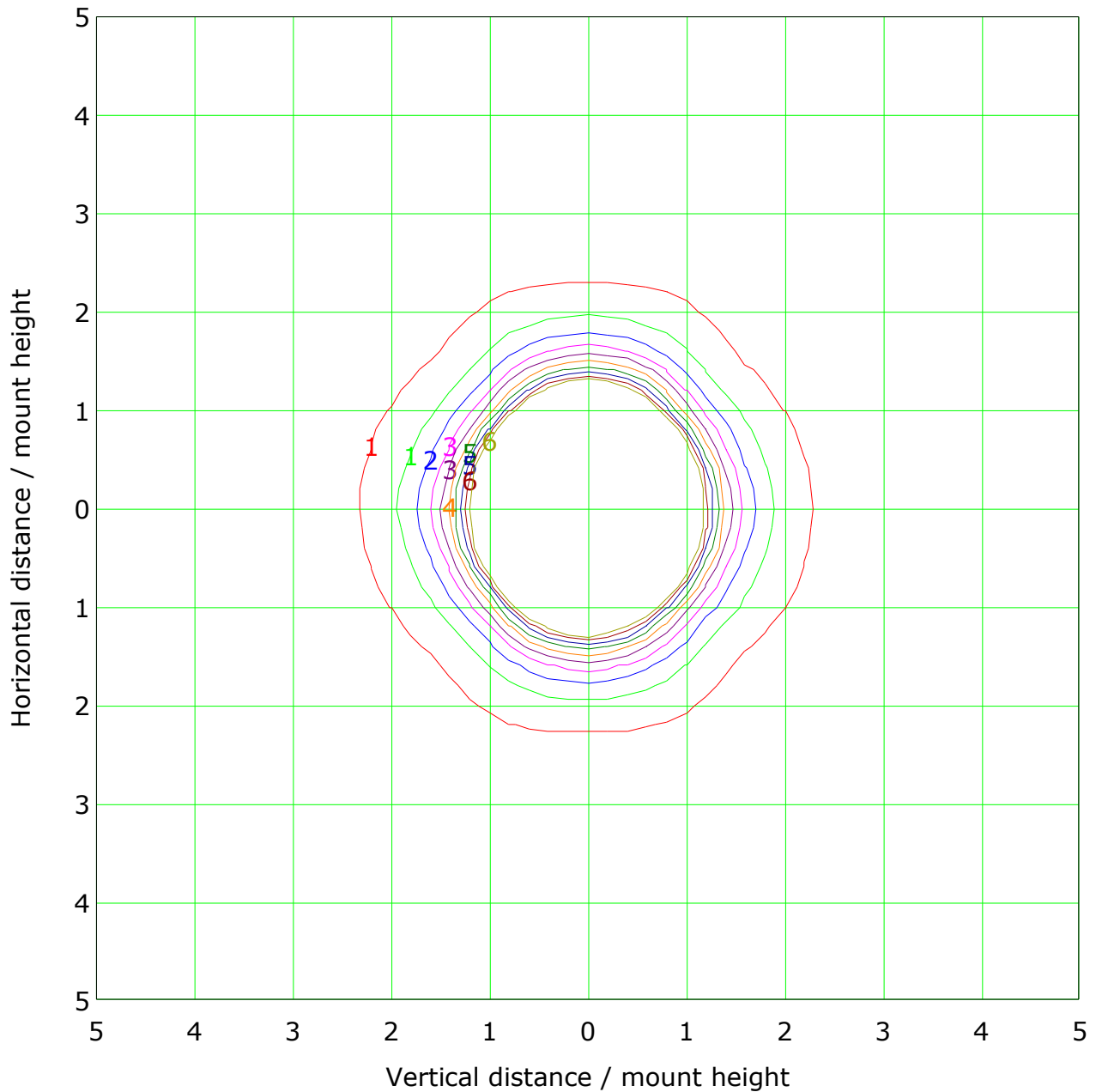
Spacing Criteria (Diagonal): 1.32



C Plane (°):0.0-360.0: 22.5
Test Lab:
Test Type: TYPE C
Temperature: 25.7 'C
Operator:

Gamma Plane (°):0.0-180.0:1.0
Test Device: GPM-3000
Distance: 14.140 m [K=1.0000]
Humidity:
Inspector:

IsoLux Plot



Mounting Height: 10.0m Max Lux(100%): 64.8 lx	
(1%): 0.6 lx	(2%): 1.3 lx
(3%): 1.9 lx	(4%): 2.6 lx
(5%): 3.2 lx	(6%): 3.9 lx
(7%): 4.5 lx	(8%): 5.2 lx
(9%): 5.8 lx	(10%): 6.5 lx

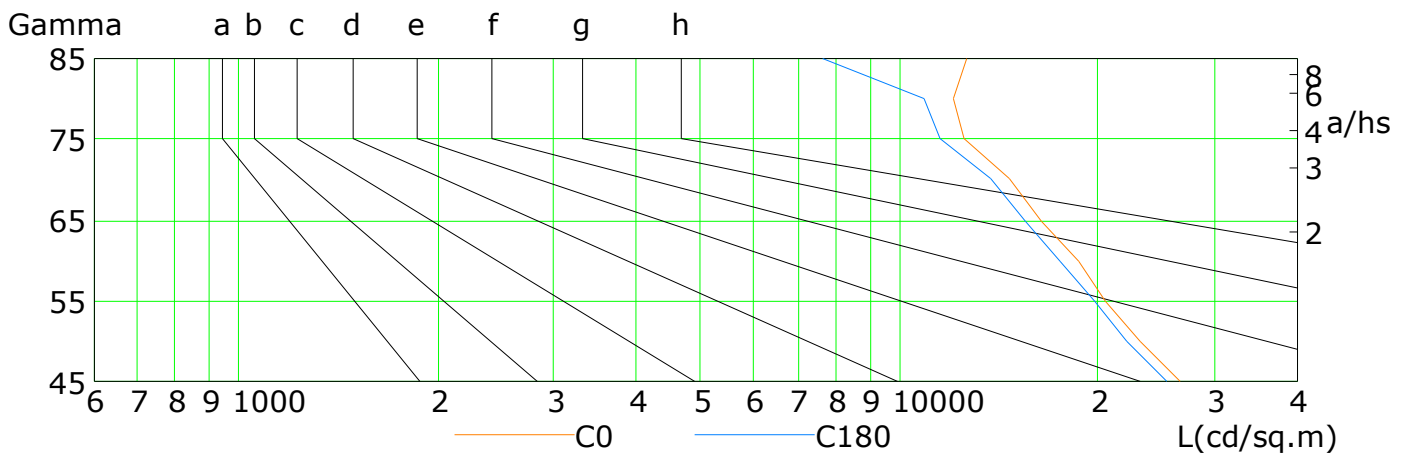
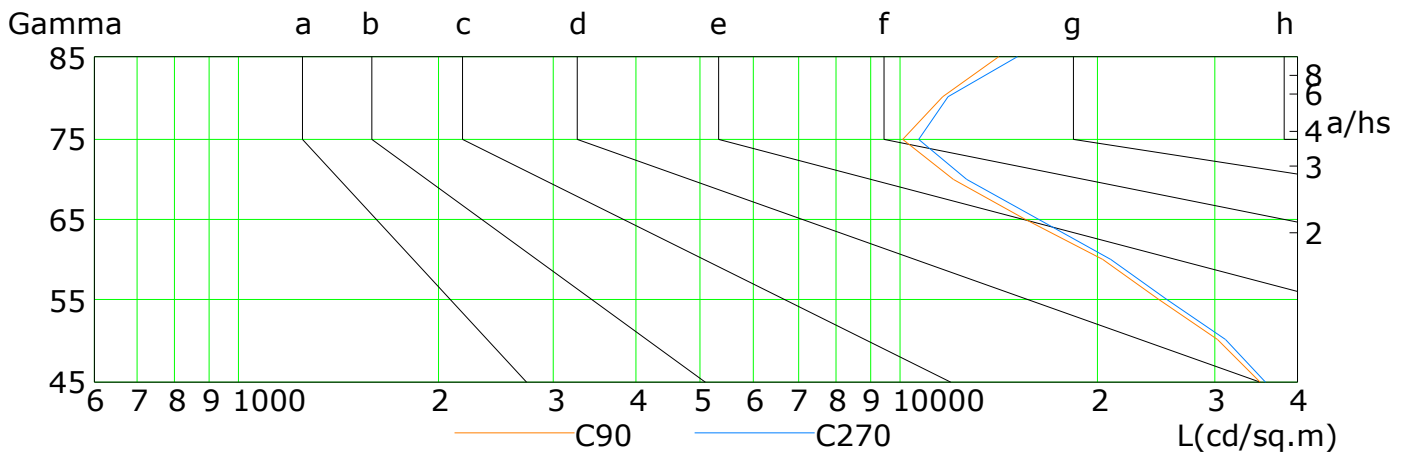
C Plane (°):0.0-360.0: 22.5
Test Lab:
Test Type: TYPE C
Temperature: 25.7 'C
Operator:

Gamma Plane (°):0.0-180.0:1.0
Test Device: GPM-3000
Distance: 14.140 m [K=1.0000]
Humidity:
Inspector:

Lum Limit Curve

Dazzle	Quality	Illuminance (lx)							
1.15	A	2000	1000	500	<=300				
1.50	B		2000	1000	500	<=300			
1.85	C			2000	1000	500	<=300		
2.20	D				2000	1000	500	<=300	
2.55	E					2000	1000	500	<=300

a b c d e f g h

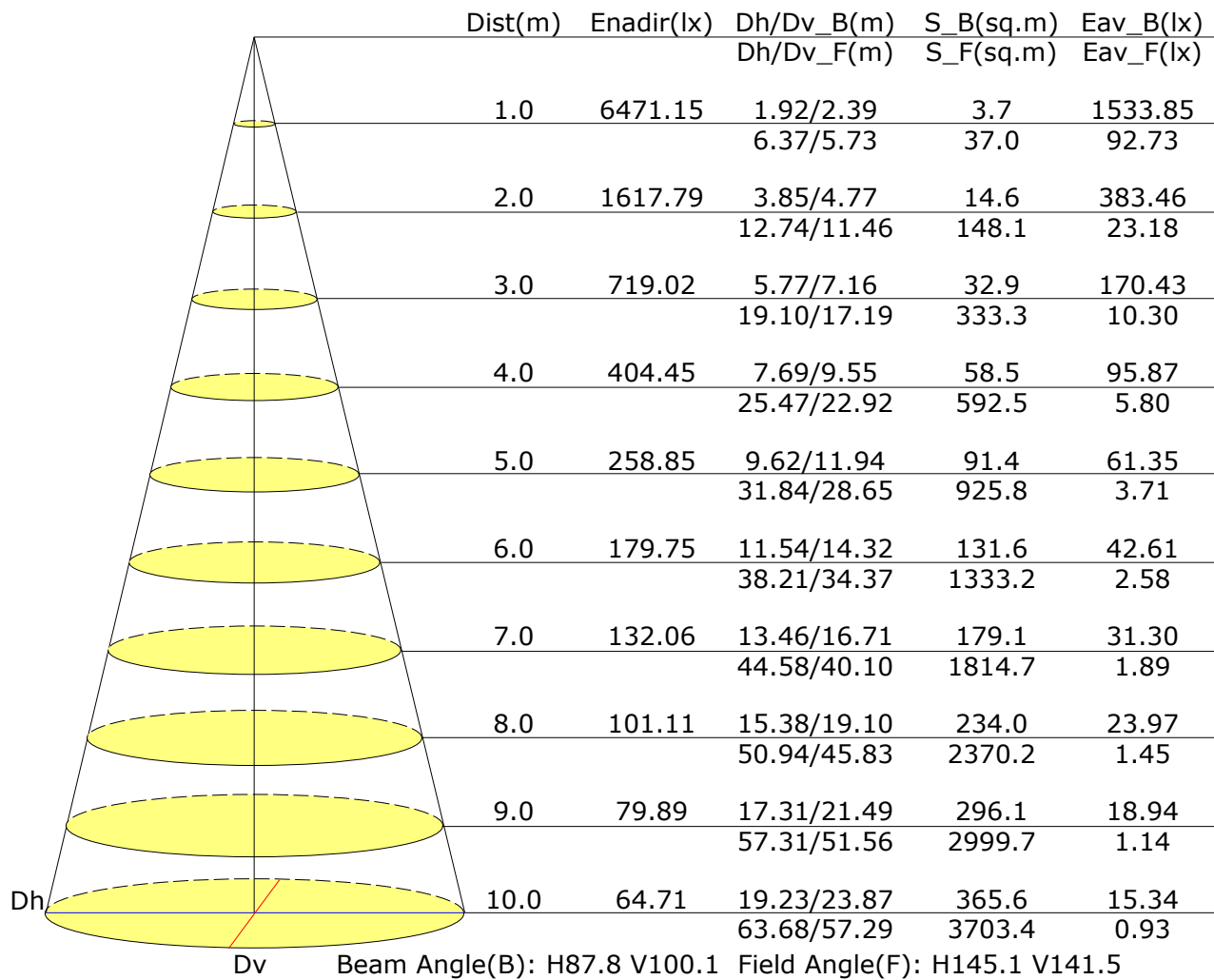


L(cd/sq.m)	G45	G50	G55	G60	G65	G70	G75	G80	G85
C0	26716	23081	20514	18714	16424	14696	12478	12102	12645
C90	35112	30248	24819	20354	15531	12073	10109	11626	14091
C180	25411	22032	19691	17443	15493	13707	11556	10858	7674
C270	35986	31047	25435	20893	16194	12625	10691	11833	15104

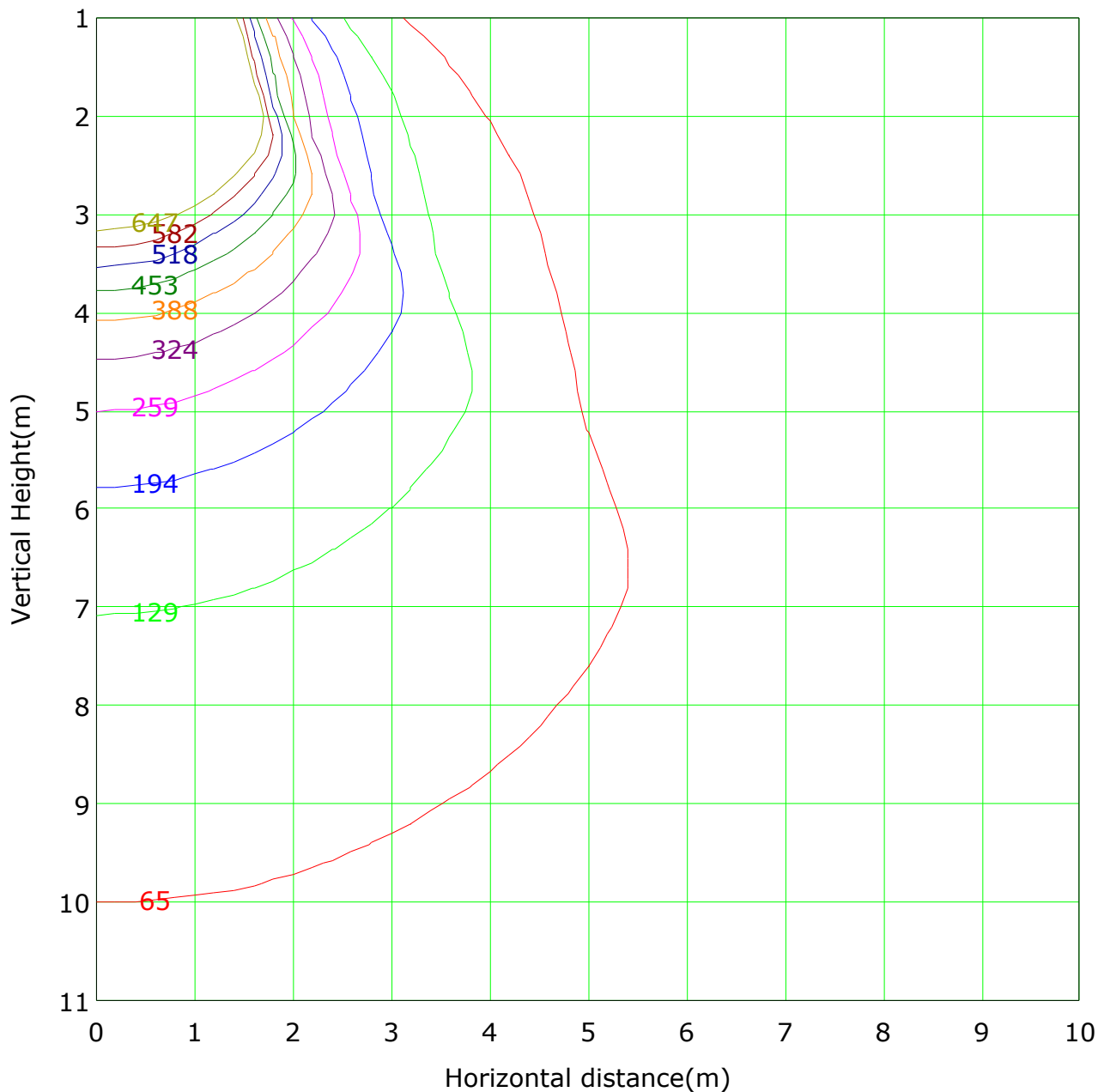
C Plane (°):0.0-360.0: 22.5
Test Lab:
Test Type: TYPE C
Temperature: 25.7 'C
Operator:

Gamma Plane (°):0.0-180.0:1.0
Test Device: GPM-3000
Distance: 14.140 m [K=1.0000]
Humidity:
Inspector:

Illuminance at a Distance




Vertical IsoLux Plot



Lowest(m): 1.0m Highest(m): 11.0m Max Lux: 6471.2 lx

(1%): 64.7 lx	(2%): 129.4 lx
(3%): 194.1 lx	(4%): 258.8 lx
(5%): 323.6 lx	(6%): 388.3 lx
(7%): 453.0 lx	(8%): 517.7 lx
(9%): 582.4 lx	(10%): 647.1 lx

The Average Illuminance Effective Figure



FLUX DISTRIBUTION TABLE BASED ON THE IESNA LUMINAIRE CLASSIFICATION SYSTEM

	ZONE	LUMENS	% LAMP LUMENS
	FORWARD LIGHT	7377	49.4
	FL (0°-30°)	2525	16.9
	FM (30°-60°)	3912	26.2
	FH (60°-80°)	840	5.6
	FVH (80°-90°)	101	0.7
	BACK LIGHT	7446	49.9
	BL (0°-30°)	2534	17.0
	BM (30°-60°)	3952	26.5
	BH (60°-80°)	855	5.7
	BVH (80°-90°)	105	0.7
	UP LIGHT	97	0.7
	UL (90°-100°)	14	0.1
	UH (100°-180°)	84	0.6
	TRAPPED LIGHT	NA	NA

BUG(Backlight,Uplight,Glare) Rating Base On TM-15-07	
Asymmetrical Luminaire Types (Type I,II,III,IV)	B4 U2 G2
Quadrilateral Symmetrical Luminaire Types (Type V,Area Light)	B4 U2 G1

C Plane (°):0.0-360.0: 22.5
Test Lab:
Test Type: TYPE C
Temperature: 25.7 'C
Operator:

Gamma Plane (°):0.0-180.0:1.0
Test Device: GPM-3000
Distance: 14.140 m [K=1.0000]
Humidity:
Inspector: